


Table of Contents

- 3. General parts for 200/205/250MH
- 5. Accessories for 200/250MH
- 7. Cross feed for 200/250MH
- 8. Fine cross feed attachment for 200/250MH
- 11. Vertical feed for 200/250MH
- 12. Fine vertical feed for 200/205/250MH
- 14. Spindle head for 200/250MH
- 16. Longitudinal feed parts for 200/205/250MH
- 18. Coolant cover

Use of Parts Reference Manual

1. When ordering referenced parts you should now use part numbers to identify parts. Pictures are provided to clearly identify parts or assemblies.
2. Your part orders must include machine model and serial number for correct identification.
3. This manual is intended to be a reference to facilitate identifying and parts for Mitsui grinders. It is limited to the most commonly required parts and units. If you cannot identify a part quickly with this manual please contact your local distributor.
4. All photos are for reference only. Your part may differ from the photos.
5. You can also contact Mitsui High-tec (USA) for technical support (847-593-1634 x101 or x110)

GENERAL PARTS FOR 200/205/250MH



GUIDE PLATE FOR DUST SHIELD
FOR 200 P/N :MV2010N
FOR 250 P/N: MV2510N

TABLE END GUARD
FOR 200 P/N :ML2009
FOR250 P/N : ML2509

HAND WHEEL L-NUT-ML2003
 SPRING WASHER, L/F – ML2002

L/F HAND WHEEL
P/N:HWLG

CONTROL BOX
P/N:CB220
CB440

SPINDLE ON SWITCH
P/N : ME2001

SPINDLE OFF SWITCH
P/N: ME2002

CROSS FEED V WAY WIPER
FOR 200MH P/N:VW200
FOR250MH P/N:VW250

COLUMN DUST SHIELD
FOR 200 P/N: CDS200
FOR 250 P/N : CDS250

WHEEL GUARD 8” P/N: WG8

TABLE STOPPER P/N :ML2001

RUBBER MAT FOR 200 P/N: MG2004
FOR 250 P/N : MG2005

SADDLE STOPPER P/N :MC2007

VERT. FEED HAND WHEEL
P/N: HWVF

HANDLE GRIP P/N: HGRIP
 FOLD DOWN P/N: HGRIPF

CAP NUT P/N :MG2002

WASHER P/N : MG2003

CROSSFEED HAND WHEEL
FOR200M P/N: HWCF
FOR 250M P/N : HWVF

LEVELING PLATES
P/N : MG2001

		200MH	205MH	250MH
1	Guide Plate For Column Dust Shield(New)	MV2010N		MV2510N
2	Column Dust Shield	CDS200		CDS250
3	Table End Guard	ML2009		ML2509
4	Hand Wheel Lock Nut for L/F	ML2003		
5	Spring Washer for L/F	ML2002		
6	Hand Wheel For Longitudinal Feed	HWLG		
7	Hand Wheel For Cross Feed	HWCF		HWVF
8	Hand Wheel For Vertical Feed	HWVF		
9	Handle Grip	HGRIP		
10	Handle Grip - Fold Down	HGRIPF		
11	Cap Nut for Hand Wheel	MG2002		
12	Washer for Hand Wheel	MG2003		
13	Table Stopper	ML2001		
14	Saddle Stopper	MC2007		
15	Rubber Mat for Saddle	MG2004		MG2005
16	Vee Way Wiper (4 Pcs.Set)	VW200		VW250
17	Control Box Std. 220V	CB220		
18	Control Box Std. 460V	CB460		
19	Spindle ON Switch(New)	ME2001		
20	Spindle OFF Switch(New)	ME2002		
21	Leveling Plate (3 Pcs Set)	MG2001		

Accessories for 200/250

DUST SCOOP
P/N - DS



OVER WHEEL DRESSER
FOR 8" P/N - OTW8
FOR 12" P/N - OTW12



BALANCING STAND & ARBOR
FOR 8" P/N - BSA8
FOR 12" P/N - BSA12



WHEEL ADAPTER FOR 8"
STANDARD - P/N - WA8
BALANCIN - P/N - BWA8



WHEEL ADAPTER WRENCH
P/N - MA2001 P/N - MA2002



ONE SHOT LUBRICATOR
P/N - MANLUB



Mitsui Accessories

S/N	DESCRIPTION	Part Number
1	Dust Scoop	DS
2	Over The Wheel Dresser for 8" Wheel	OTW8
3	Over The Wheel Dresser for 12" Wheel	OTW12
4	Balancing Stand & Arbor for 8" Wheel	BSA8
5	Balancing Stand & Arbor for 12" Wheel	BSA12
6	Wheel Adapter Std.for 8" Wheel	WA8
7	Wheel Adapter Bal.for 8" Wheel	BWA8
8	Wheel Adapter Bal.for 12" Wheel	BWA12
9	One Shot Lubricator	MANLUB
10	Wheel Adapter Wrench(Hook Type)	MA2001
11	Wheel Adapter Wrench(Vee Type)	MA2002

Cross Feed For 200/250MH

THRUST BEARING for C/F #7202
P/N: MC2004


C/F SCREW COVER
FOR 200 P/N : MC2001
FOR 250 P/N : MC2501

CROSS FEED SCREW & BUSHING
STD For 200/205 –P/N: CF200
FINE For 200/205 – P/N: FC200

CAP NUT
MG2002

NUT STAND
For 200 P/N : MC2002
For 250 P/N : MC2502


THUMB
SCREW
MG2006




DIAL & SUB DIAL FOR C/F – FOR 200 P/N : MC2005
FOR 250 P/N : MC2505

CROSS FEED BALL SCREW
STD. FOR 200 – P/N – CFBS200, FOR 250 – CFBS250
FINE FOR 200 – P/N – FCBS200, FOR 250 – FCBS250

CROSS FEED SCREW AND BUSHING
STD FOR 250MH – P/N : CF250
FINE FOR 250MH – P/N: FC250



THRUST BEARING 51104 – P/N : MC2504




NUT STAND FOR BALL SCREW
For 200 P/N : MC2003, For 250 P/N – MC2503

Fine Cross Feed Attachment For 200/250MH

FINE CROSS FEED SCREW & BUSHING
For 200 **P/N: FC200**
For 250 **P/N : FC250**

FINE CROSS FEED BALL SCREW
(Not pictured)
For 200MH **P/N: FCBS200**
For 250MH **P/N: FCBS250**



KNOB FOR FINE FEED
P/N : MV2008

FINE CROSS FEED
DIAL & SUB-DIAL
FOR 200 **P/N : MC2006**
FOR 250 **P/N : MC2506**

THUMB SCREW
P/N: MG2006

FINE CROSS FEED ATTACHMENT ASSEMBLY
FOR 200MH **P/N : FCA200**
FOR 250MH **P/N : FCA250**

CROSS FEED PARTS


S/N	DESCRIPTION	Part Number		
		200MH	205MH	250MH
1	Cross Feed Screw & Bushing Std	CF200		CF250
2	Cross Feed Screw & Bushing Fine	FC200		FC250
3	Cross Feed Ball Screw Std	CFBS200		CFBS250
4	Cross Feed Ball Screw Fine	FCBS200		FCBS250
5	Fine Cross Feed Attachment	FCA200		FCA250
6	Screw Cover for C/F	MC2001		MC2501
7	Nut Stand Std	MC2002		MC2502
8	Nut Stand For Ball Screw	MC2003		MC2503
9	Thrust Bearing for C/F	MC2004		MC2504
10	Dial & Sub Dial Assly for C/F	MC2005		MC2505
11	Dial & Sub Dial Assly for Fine C/F	MC2006		MC2506

V/F Parts for 200/250MH


VERTICAL FEED SCREW & BUSHING STD
 FOR200/205 **P/N : VF200**
 FOR250 **P/N: VF250**

DIAL & SUBDIAL FOR V/F
P/N: MV2001

VERTICAL FEED HAND WHEEL
P/N : HWVF



V/F SCREW COVER FOR 200/250
 (Not shown)
P/N : MV2009



Handle Grip Only
P/N : HGRIP

Thumb Screw **P/N : MG2006**
 Pin for Thumb Screw **P/N: MG2008**

BELLOW FOR V/F WAY COVER
 FOR 200 **P/N : MV2011**
 FOR 250 **P/N: MV2511**


Fine V/F for 200/205/250MH

DIAL & SUB DIAL
FOR V/F
P/N : **MV2006**

DIAL FOR FINE FEED
P/N : **MV2007**

CAP NUT
P/N: **MG2002**

WASHER
P/N: **MG2003**



KNOB FOR FINE FEED
P/N: **MV2008**

FINE VERTICAL FEED UNIT FOR 200, 205, 250MH
Optional in Place of Std V/F -- P/N - FV200


VERTICAL FEED PARTS

S/N	DESCRIPTION	Part Number		
		200MH	205MH	250MH
1	Vertical Feed Screw & Bushing	VF200		
2	Dial & Sub dial for Vertical Feed	MV2001		
3	Hand Wheel for Vertical Feed	HWVF		
4	Thumb Screw	MG2006		
5	Pin for Thumb Screw	MG2008		
6	Vertical Feed Screw Cover	MV2009		
7	Pinion and Spiral Gear set	VPS		
8	Pinion Shaft	MV2003		
9	Lock Washer for V/F # 82	MV2004		
10	Lock Nut for V/F # 65	MV2005		
11	Fine Vertical Feed Unit	FV200		
12	Dial & Sub dial for Fine Vertical	MV2006		
13	Dial For fine Feed	MV2007		
14	Knob for fine Feed	MV2008		
15	Bellow for Vertical Way Cover	MV2010		MV2510

Spindle Head for 200/250

SPINDLE STANDARD (New) – **SP200**
 SPINDLE STANDARD(Rebuilt) – **SPRE OR SPRI**
 (Rebuilt on exchange basis)

VERTICAL FEED SCREW & BUSHING
 For 200 – **VF200**
 For 250 – **VF250**





SPINDLE NUT
 P/N – **SPBOLT**

SPINDLE BOLT
 P/N - **SPNUT**

COUPLING ASSEMBLY
 STANDARD. – **MS2006**

RUBBER SPIDER(OLD)- **P/N: MS2007A**
 (NEW)- **P/N: MS2007**

SPINDLE MOTOR
 MTR1K2P220
P/N : MS2015



		200MH	205MH	250MH
1	Spindle Standard (New)	SP200		
2	Spindle Standard External(Rebuilt)	SPRE		
3	Spindle Standard Internal (Rebuilt)	SPRI		
4	Spindle Bolt	SPBOLT		
5	Spindle Nut	SPNUT		
6	Coupling Assembly	MS2006		
7	Rubber Spider (New) - 8 Prong	MS2007		
8	Rubber Spider (Old) - 2 Pcs set	MS2007A		
9	Spindle Motor Std-1kw2P220.	MS2015		
10	Spindle Motor - 1kw2P460	MS2016		
11	Spindle Motor -1.5kw2P220	MS2017		
12	Spindle Motor -1.5kw2P460	MS2018		
13	Spindle Motor -1.5kw4P220	MS2019		
14	Spindle Motor -1.5kw4P460	MS2020		

L/F Parts for 200/205/250MH

HARDENED STEEL WAYS

New For 200 – **P/N – HS200**

New For 205/250 – **P/N – HS250**


Rebuilt For 200 – **P/N – HS200R**

Rebuilt For 205/250 – **P/N – HS250R**

LINEAR BALL BEARINGS

For 200 – **P/N : LB200**

For 205/250 – **P/N : LB250**



CABLE

For 200MH – **CABLE200**

For 205MH – **CABLE205**

For 250MH – **CABLE250**



TABLE LOCK ASSEMBLY
200-P/N:2016
250-P/N:2516

RUBBER MAT

For 200– **P/N:MG2004**


For 250 – **P/N: MG2005**

LONGITUDINAL HAND WHEEL
 For 200/205/250 **P/N: HWLG**

LONGITUDINAL FEED PARTS

S/N	DESCRIPTION	Part Number		
		200MH	205MH	250MH
1	Hardened Steel Ways	HS200	HS250	HS250
2	Hardened Steel Ways(Rebuilt)	HS200R	HS250R	HS250R
3	Linear Ball Bearing	LB200	LB250	LB250
4	Cable for Drum	CABLE200	CABLE205	CABLE250
5	Table Drum Lock Assly	ML2016		ML2516
6	Hand Wheel for L/F	HWLG		
7	Hand Wheel Lock Nut for L/F	ML2003		
8	Spring Washer for L/F	ML2002		
9	Table Stopper Assly	ML2001		
10	Table End Guard	ML2009		ML2509

Coolant cover



COOLANT COVER PART NOS

	200MH	205MH	250MH	
Coolant Cover Complete less Tank	CC200	CC205	CC250	
Splash Guard (Rubber)	ML2010	ML2110	ML2510	
Splash Guard (Metal)	ML2011	ML2111	ML2511	
Table Dust Cover (L & R)	ML2012	ML2012	ML2512	